

# Mission possible.

Panasil® binetics putty.

The first real putty  
in a foil bag

## VIP - very intelligent putty

The first real putty in a foil bag: **Panasil binetics putty**. For taking putty impressions as smoothly as you've always wanted. No more manual kneading, an exact dosage and an economical use of the material. Clean, safe, rapid. Supplied in the convenient Plug & Press system. And naturally, Panasil binetics putty meets the typical Kettenbach quality standards such as a brief intraoral setting time as well as neutral taste and odour. Available in two versions: **Putty fast** for taking two-step putty-wash impressions and **Putty soft** for the "Sandwich technique" – whatever you want.

# Panasil® binetics putty: The VIP putty.

Experience a new and unique type of sheer convenience: VIP stands for "Very Intelligent Putty" – and there are good reasons for that! Panasil binetics putty is the first "real" putty to be dispensed from a foil bag. It is an addition-curing putty which offers an easy handling and can be dispensed in the required amounts. Moreover it reduces the number of errors in daily practice.

## An intelligent principle.

Panasil binetics putty contains a revolutionary and innovative catalyst system which initiates a two-step reaction to create the putty material. The first step of the reaction involves creating the workable consistency. The second step of the reaction cross-links and cures the impression material.

## Intelligent advantages at a glance:

- No more manual kneading – You can mix the material easily and hygienically by simply pressing a button
- Exact dosage – constant results
- Less material – Only the required amount is extruded
- Ideal putty quality – easy cutting
- Pleasant for patients – Brief intraoral setting time, tasteless and odourless



Thanks to its discharge force, the Plug & Press® Dispenser - a development of Kettenbach - enables significantly quicker filling of the tray.



**Clean. Safe. Rapid.**



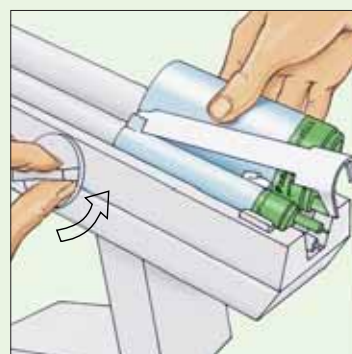
1. Before using for the first time, remove the white safety pin from the activating head of the large foil bag by turning it in the direction of the arrow and pulling it out.



2. Insert the large foil bag with the integrated activating head into the cartridge body. Ensure that the notches on the activating head and cartridge body are aligned.



3. Press the activating head onto the cartridge body until it is fully closed. The foil bag is automatically pierced by a pin when the activating head is pressed in position. Follow the same procedure as in step 2 and step 3 with the smaller foil bag.



4. Insert the cartridge bodies into the unit.



5. Before fitting the dynamic mixing tip, extrude the material until it exits uniformly, to ensure homogenous mixing.

# Panasil® binetics putty:

## Putty fast or soft.

### Panasil® binetics putty fast

is kiwi green and ideal for two-step putty-wash impressions. Due to its brief total working time, Putty fast can be perfectly combined with Panasil® initial contact X-light.

Total working time:

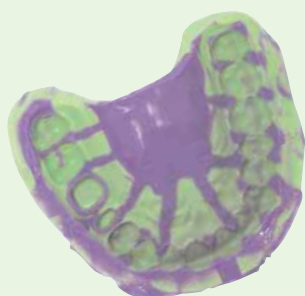
1'30 min.

Intraoral setting time:

2'30 min.

Final set:

4'00 min.



### Panasil® binetics putty soft

is grapefruit yellow and ideal for the "sandwich" technique. Due to its slightly longer total working time, it can be combined with Panasil® initial contact light.

Total working time:

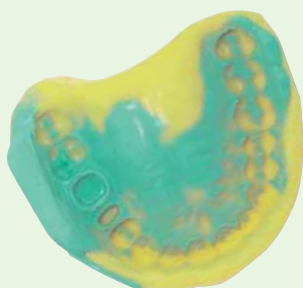
2'00 min.

Intraoral setting time:

3'00 min.

Final set:

5'00 min.



### Combine perfectly.

Panasil® binetics putty can be combined perfectly with Panasil® initial contact, the new light body material.

Panasil® initial contact will surely convince you thanks to its outstanding initial hydrophilic properties, even in extreme situations.

You can be assured of an exact impression of the preparation edges, even with a deep sulcus or an especially moist environment. A short intraoral setting time, outstanding flowing properties and high thixotropy round off the product profile. Panasil® initial contact is available in two viscosities, X-light (very low viscosity) and light (low viscosity).



# Yes, I would like to try Panasil® binetics putty right away!

## Panasil® binetics putty fast

**Starter set Panasil® initial contact X-light + Panasil® binetics putty fast, REF 28186**

**Normal pack Panasil® binetics putty fast**  
REF 11661

2 x 300 ml base paste, 2 x 62 ml catalyst paste

**Economy pack Panasil® binetics putty fast**  
REF 11663

6 x 300 ml base paste, 6 x 62 ml catalyst paste

**Plug & Press® Package 7, REF 28187**

1 Plug & Press® Dispenser, 1 Economy Pack, 1 Starter set,  
1 Economy Pack Panasil® initial contact X-light

Starter set pack contents: 50 ml Panasil® initial contact + 6 mixing tips, 300 ml base paste, 62 ml catalyst paste, 1 cartridge body, 10 dynamic mixing tips

## Panasil® binetics putty fast

**Starter set Panasil® initial contact light + Panasil® binetics putty soft, REF 28185**

**Normal pack Panasil® binetics putty soft**  
REF 11671

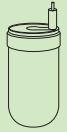
2 x 300 ml base paste, 2 x 62 ml catalyst paste

**Economy pack Panasil® binetics putty soft**  
REF 11673

6 x 300 ml base paste, 6 x 62 ml catalyst paste

**Plug & Press® Package 8, REF 28188**

1 Plug & Press® Dispenser, 1 Economy Pack, 1 Starter set,  
1 Economy Pack Panasil® initial contact light



## Panasil® initial contact X-light

**Normal pack Panasil® initial contact X-light**  
REF 13401

2 x 50 ml + 12 mixing tips

**Economy pack Panasil® initial contact X-light**  
REF 13403

12 x 50 ml + 72 Mixing tips

Panasil® initial contact can of course be combined with all the carrier materials in the Panasil®-family.

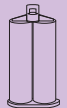
## Panasil® initial contact light

**Normal pack Panasil® initial contact light**  
REF 13411

2 x 50 ml + 12 Mixing tips

**Economy pack Panasil® initial contact light**  
REF 13413

12 x 50 ml + 72 Mixing tips



## Plug & Press® Dispenser & Accessories

**Plug & Press® Dispenser**  
REF 35900

1 piece

**Cartridge Body**  
REF 17744

for Kettenbach impression materials in foil bags  
1 piece

**Dynamic mixing tips**  
REF 17253

50 pieces

**Dynamic mixing tips**  
REF 17255

200 pieces



For orders please contact your local dealer organization!

Not all devices are available in all markets. If you have questions, please contact our distributors.